

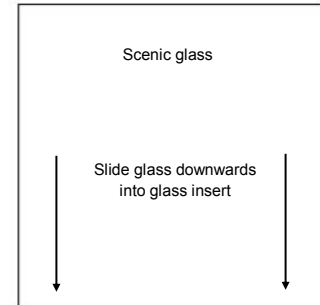
# Measure and Install 10MM (3/8") or 12MM (1/2") Glass For Scenic Series Railing System

Residential installation only. Commercial applications may differ.  
Always check with local building codes prior to purchasing and installing this product.

Scenic Series railing may not be approved as a guard railing in some jurisdictions. Check with your local building inspection authority prior to purchasing to ensure this product is code compliant for your intended usage.

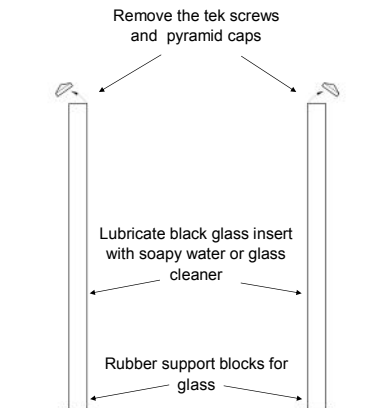
## Measuring for Scenic Glass Sizes

1. Locate posts in desired locations making sure all posts are plumb and level.
2. Maintain a maximum of 4 ft. (centre to centre of posts)
3. Measure distance between posts and add 1-1/4" to total measurement.  
IE. If post to post measurement = 45"...45" + 1-1/4" = 46 1/4".  
(order glass at 46 1/4")
4. All glass is standard 40" high with polished edges (for railing heights other than 42" please contact our office)

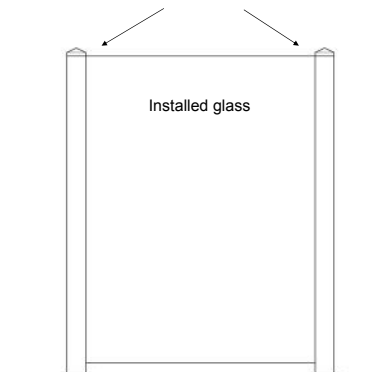


## Installing Scenic Glass

1. Unscrew the 2-#8 x 5/8" tek screws from each of the two pyramid caps and remove.
2. Lubricate black glass insert and vertical glass edges with soapy water.
3. Using two people, slide glass down into black insert while maintaining even pressure on both sides until glass sits on support blocks in bottom of post. If glass is not seated properly, post caps may not fit. Check prior to reinstalling pyramid post caps.
4. Reinstall pyramid caps and secure each with the 2-#8 x 5/8" tek screws removed earlier.



Reinstall pyramid cap and secure with the 2 #8 x 5/8" tek screws into existing holes (same for both caps)



Note: Glass panels may cause injury if mishandled. Gloves and safety glasses should be worn at all times.

*When Scenic Railing is being used as a guardrail, do not exceed the 48" center to center spacing as this is outside our engineering spec and is at the end users own risk and could result in a failed inspection. It is the sole responsibility of the home owner/contractor to comply with local building codes.*

9685 Agur St. Summerland, British Columbia V0H 1Z2

Phone (778) 516-6250 \* Fax (778) 516-6003 \* Toll Free 1-888-493-1103 \* Web [www.centuryrailings.com](http://www.centuryrailings.com)