

CENDEK RAILINGS LTD. TEST REPORT

SCOPE OF WORK

REPORT OF TESTING ALUMINUM PRIVACY FENCE SYSTEM FOR COMPLIANCE WITH THE APPLICABLE REQUIREMENTS OF THE FOLLOWING CRITERIA: ASTM E84-24 STANDARD TEST METHOD FOR SURFACE BURNING CHARACTERISTICS OF BUILDING MATERIALS.

REPORT NUMBER

106344826COQ-001 R0

TEST DATE(S)

10/15/25 - 10/15/25

ISSUE DATE

10/20/25

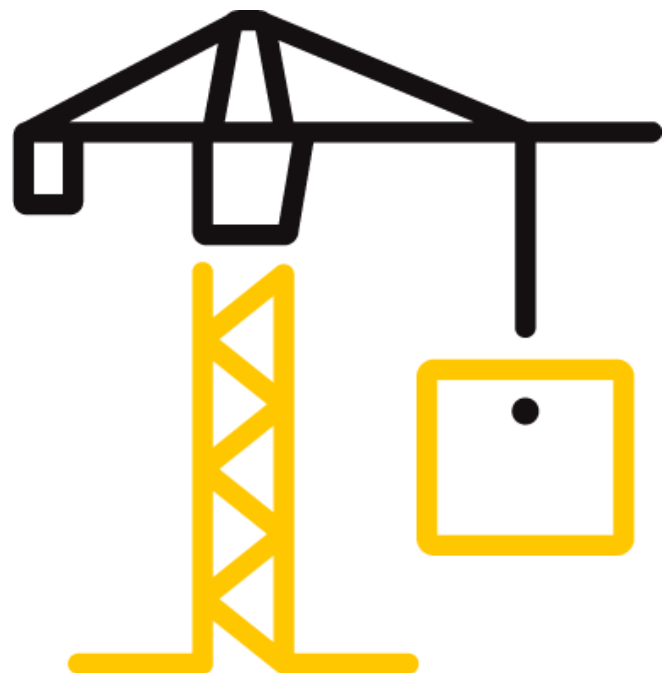
PAGES

11

DOCUMENT CONTROL NUMBER

GFT-OP-10C (09/29/20)

© 2017 INTERTEK



TEST REPORT FOR CENDEK RAILINGS LTD.

Report No.: 106344826COQ-001 R0

Date: 10/20/25

REPORT ISSUED TO

CENDEK RAILINGS LTD.

9685 AGUR ST

SUMMERLAND, BC V0H 1Z2 CANADA

SECTION 1

SCOPE

Intertek Building & Construction (B&C) was contracted by Cendek Railings Ltd. 9685 Agur St Summerland, BC V0H 1Z2 Canada to perform testing in accordance with ASTM E84-24 Standard Test Method for Surface Burning Characteristics of Building Materials on their Aluminum Privacy Fence system. Results obtained are tested values and were secured by using the designated test method(s). Testing was conducted at Intertek Testing Services NA Ltd. (Intertek) test facility at 1500 Brigantine Drive Coquitlam, BC Canada.

Unless differently required, Intertek reports apply the "Simple Acceptance" rule also called "Shared Risk approach," of ILAC-G8:09/2019, Guidelines on Decision Rules and Statements of Conformity.


SECTION 2


SUMMARY OF TEST RESULTS

The samples of Aluminum Privacy Fence system submitted by Cendek Railings Ltd. were tested in accordance with ASTM E84-24 Standard Test Method for Surface Burning Characteristics of Building Materials.

The product test results are presented in Section 10 of this report.

For INTERTEK B&C:

COMPLETED BY:	Sean Fewer
TITLE:	Technician – B&C
SIGNATURE:	
DATE:	10/20/25

REVIEWED BY:	Greg Philp
TITLE:	Senior Technician – B&C
SIGNATURE:	
DATE:	10/20/25

This report is for the exclusive use of Intertek's Client and is provided pursuant to the agreement between Intertek and its Client. Intertek's responsibility and liability are limited to the terms and conditions of the agreement. Intertek assumes no liability to any party, other than to the Client in accordance with the agreement, for any loss, expense or damage occasioned by the use of this report. Only the Client is authorized to permit copying or distribution of this report and then only in its entirety. Any use of the Intertek name or one of its marks for the sale or advertisement of the tested material, product or service must first be approved in writing by Intertek. The observations and test results in this report are relevant only to the sample(s) tested. This report by itself does not imply that the material, product, or service is or has ever been under an Intertek certification program.

TEST REPORT FOR CENDEK RAILINGS LTD.

Report No.: 106344826COQ-001 R0

Date: 10/20/25

SECTION 3

TEST METHOD(S)

The specimens were evaluated in accordance with the following:

ASTM E84-24 Standard Test Method for Surface Burning Characteristics of Building Materials.

SECTION 4

MATERIAL SOURCE/INSTALLATION

Samples were submitted to Intertek directly from the client and were not independently selected for testing and Intertek accepts no responsibility for any inaccuracies provided.

The test samples were received by the test facility on 09/29/2025 (Coquitlam ID# VAN2510070753-001).

SECTION 5

EQUIPMENT

ASSET #	DESCRIPTION	MODEL	CAL DUE DATE
WH 2189	Photocell	Huygen 856	05/15/26
WH 2190	Smoke Opacity Meter	Huygen	05/15/26
WH 1052	Data Logger	Phidgets DAQ 2020	11/06/25
	FS Tunnel	N/A	07/04/26

SECTION 6

LIST OF OFFICIAL OBSERVERS

NAME	COMPANY
Sean Fewer	Intertek B&C

TEST REPORT FOR CENDEK RAILINGS LTD.

Report No.: 106344826COQ-001 R0

Date: 10/20/25

SECTION 7

TEST CALCULATIONS

The results of the tests are expressed by indexes, which compare the characteristics of the sample under tests relative to that of select grade red oak flooring and inorganic-cement board.

(A) Flame Spread Index:

This index relates to the rate of progression of a flame along a sample in the 25 foot tunnel. A natural gas flame is applied to the front of the sample at the start of the test and drawn along the sample by a draft kept constant for the duration of the test. An observer notes the progression of the flame front relative to time.

The test apparatus is calibrated such that the flame front for red oak flooring passes out the end of the tunnel in five minutes, thirty seconds (plus or minus 15 seconds).

(B) Smoke Developed:

A photocell is used to measure the amount of light, which is obscured by the smoke passing down the tunnel duct. When the smoke from a burning sample obscures the light beam, the output from the photocell decreases. This decrease with time is recorded and compared to the results obtained for heptane, which is defined to be 100.

SECTION 8

TEST SPECIMEN DESCRIPTION

The sample material was identified as " Aluminum Privacy Fence system" and was black in color.

For this trial run, 26 in. wide by 24 ft. length of sample material was placed on the upper ledge of the flame spread tunnel. A layer of 6 mm. reinforced cement board was placed over top of the samples, the tunnel lid was lowered into place, and the samples were then tested in accordance with ASTM E84-24 Standard Test Method for Surface Burning Characteristics of Building Materials at a room temperature of 70 °F and 54% humidity.

TEST REPORT FOR CENDEK RAILINGS LTD.

Report No.: 106344826COQ-001 R0

Date: 10/20/25

SECTION 9**TEST RESULTS****(A) Flame Spread**

The resultant flame spread Indexes are as follows:
(Indexes rounded to nearest 5)

Sample Material	Flame Spread	Flame Spread Index
Aluminum Privacy Fence system	5	5

(B) Smoke Developed

The areas beneath the smoke developed curve and the related indexes are as follows:
(For smoke developed indexes 200 or more, index is rounded to the nearest 50. For smoke developed indexes less than 200, index is rounded to nearest 5)

Sample Material	Smoke Developed	Smoke Developed Index
Aluminum Privacy Fence system	95	95

(C) Observations

During the test, the sample surface ignited at approximately 238 seconds; the flame began to progress along the sample until it reached the maximum flame spread.

TEST REPORT FOR CENDEK RAILINGS LTD.

Report No.: 106344826COQ-001 R0

Date: 10/20/25

COMMENTARY ON CLASSIFICATION

Neither ASTM E84 nor UL 723 include classification criteria for the results obtained from testing. The International Building Code® (IBC), NFPA 101: Life Safety Code® (NFPA 101), and NFPA 5000: Building Construction and Safety Code® (NFPA 5000) all describe a set of classification criteria required for interior wall and ceiling finish materials based on Flame Spread Index and Smoke Developed Index when tested in accordance with ASTM E84 or UL 723. The classification criteria for all three model codes is the same:

Class	Flame Spread Index	Smoke Developed Index
A	0-25	0-450
B	26-75	0-450
C	76-200	0-450

Note that classification under this scheme for interior wall and ceiling finishes does not strictly apply to all products or materials tested in accordance with ASTM E84 or UL 723 because not all products or materials are recommended or suitable for use as interior wall or ceiling finish materials in buildings, regardless of the surface burning characteristics. Consult with the product manufacturer and the local authority having jurisdiction (AHJ) regarding specific applications of a given product or material.

**SECTION 10
CONCLUSION**

The samples of Aluminum Privacy Fence system submitted by Cendek Railings Ltd. exhibited the following flame spread characteristics when tested in accordance with ASTM E84-24 Standard Test Method for Surface Burning Characteristics of Building Materials

Sample Material	Flame Spread Index	Smoke Developed Index
Aluminum Privacy Fence system	5	95

The conclusions of this test report may not be used as part of the requirements for Intertek product certification. Authority to Mark must be issued for a product to become certified.



Total Quality. Assured.

TEST REPORT FOR CENDEK RAILINGS LTD.

Report No.: 106344826COQ-001 R0

Date: 10/20/25

1500 Brigantine Drive
Coquitlam, BC V3K 7C1

Telephone: 604-520-3321
www.intertek.com/building

SECTION 11

TEST DATA (2 PAGES)

TEST REPORT FOR CENDEK RAILINGS LTD.

Report No.: 106344826COQ-001 R0

Date: 10/20/25

ASTM E84-24 DATA SHEETS

Page 1 of 2

Standard: ASTM E84/UL723

Lab ID: Intertek Coquitlam Fire Laboratory
Client: Cendek
Date: 15 Oct 2025
Project Number: 106344826
Test Number: 1
Operator: Sean Fewer

Specimen ID and Description:

Privacy fencing

21c 54rh

TEST RESULTS

FLAMESPREAD INDEX: 5.000
SMOKE DEVELOPED INDEX: 95.000

SPECIMEN DATA

Time to Ignition (sec): 237.796
Time to Max Flame Spread (min): 4.963
Maximum Flame Spread (ft): 2.100
Time to 527 C / 980 F (sec): 0.000
Max Temperature (deg F or C as per test standard): 280.713
Time to Max Temperature (sec): 593.797
Total Fuel Burned (cubic feet): 43.140

Flame Spread*Time Area (M*min): 10.584
Smoke Area (%A*min): 63.814
Unrounded FSI: 5.451
Unrounded SDI: 95.315

CALIBRATION DATA

Time to Ignition of Last Red Oak (sec): 42
Calibrated Smoke Area (%A*min): 66.951

15 point Heptane average for E84
5 point Red Oak average for S102

Tested by: SF

Reviewed by: SF

TEST REPORT FOR CENDEK RAILINGS LTD.

Report No.: 106344826COQ-001 R0

Date: 10/20/25

ASTM E84-24 DATA SHEETS

Page 2 of 2

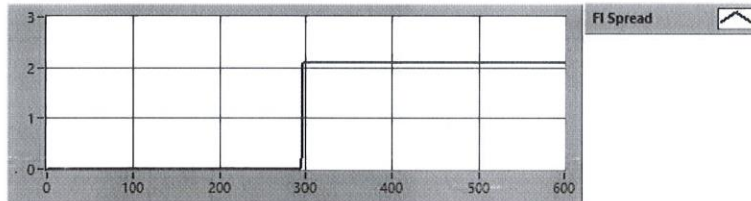
Client: Cendek

Project Number: 106344826

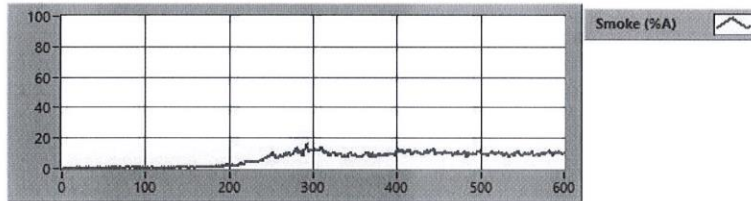
Test Number: 1

Test Standard: ASTM E84/UL723

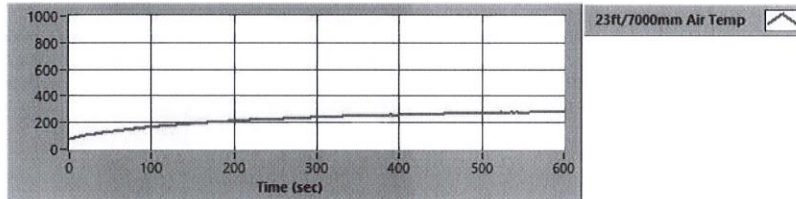
FLAME SPREAD



SMOKE (%A)



TEMPERATURE



Tested by: SF

Reviewed by: [Signature]

TEST REPORT FOR CENDEK RAILINGS LTD.

Report No.: 106344826COQ-001 R0

Date: 10/20/25

SECTION 12 PHOTOGRAPHS



Photo No. 1
Pre-Test




Photo No. 2
Post Test



Total Quality. Assured.

TEST REPORT FOR CENDEK RAILINGS LTD.

Report No.: 106344826COQ-001 R0

Date: 10/20/25

1500 Brigantine Drive
Coquitlam, BC V3K 7C1

Telephone: 604-520-3321
www.intertek.com/building

SECTION 13

REVISION LOG

REVISION #	DATE	PAGES	REVISION
0	10/20/25	N/A	Original Report Issue